CTS125 Series

CTS060, 080, 100, 125

코일정격 (Magnet coil ratings)

Nominal voltage(V) \ Item		Nominal current (mA)	Coil resistance (Ω)	Pull-in voltage (V)	Drop-out voltage (V)	Max. voltage (V)	Coil power(W) dissipation
DC	100	67	1,500	70% max.	10% min.	110%	6 to 8
	60	113	530				
	48	140	340				
	24	282	85				
	12	570	21				
	6	1150	5.2				

Notes : 1. Nominal current and coil resistance are measured at +20℃.
2. Differences of coil resistance are ±10%.
3. Performance characteristic coil temperature is measured at 20℃.

접점정격 (Contact ratings)

(60VDC기준)

Item \ Type	1Pole Resistive load (cosφ =1)			
	CTS060	CTS080	CTS100	CTS125
Max. switching current	60A	80A	100A	125A
Max. switching voltages(With blowouts type)	250VDC	250VDC	250VDC	250VDC
Max. switching voltages(Without blowouts type)	60VDC	60VDC	60VDC	60VDC
Voltage drop across contacts per 100A	40mV max.			
Description	S.P On/Off			

주문방법 (Ordering information)

CTS 125 M A - 48 S

- CTS: Type
- 125: Arc Magnetic blowouts
- M: Arc Magnetic blowouts
- A: Aux contacts
- 48: Coil Rated voltage(DC)
- S: Coil surge suppressos

60	60(A)
80	80(A)
100	100(A)
125	125(A)

Coil Rated voltage(DC)
6, 12, 24, 36, 48, 60, 72, 80, 100/110V

Coil surge suppressos	
S	Basic type
Z	transient voltage suppressor
D	interior diodes
DR	diodes & resisters

외형치수도 (Dimension in mm)

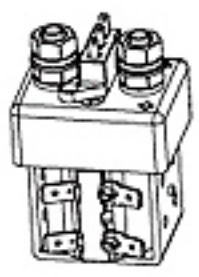

주접점 및 보조접점 배선도
CONNECTION DIAGRAMS

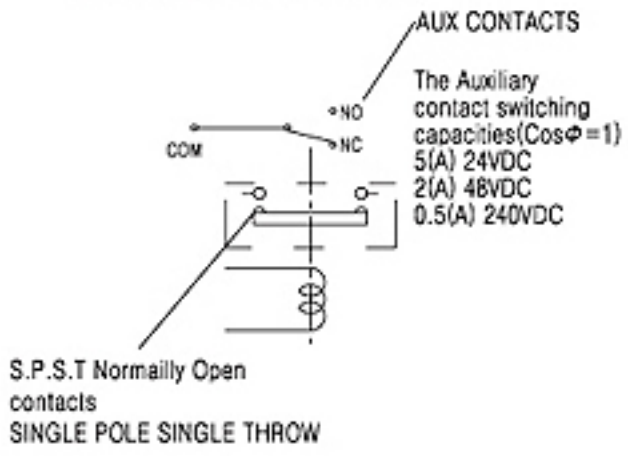

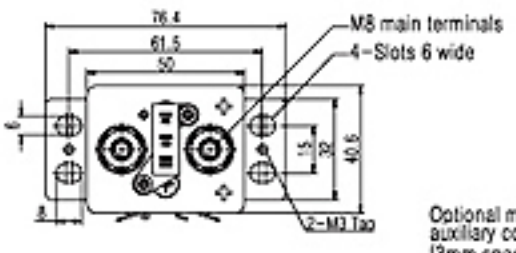

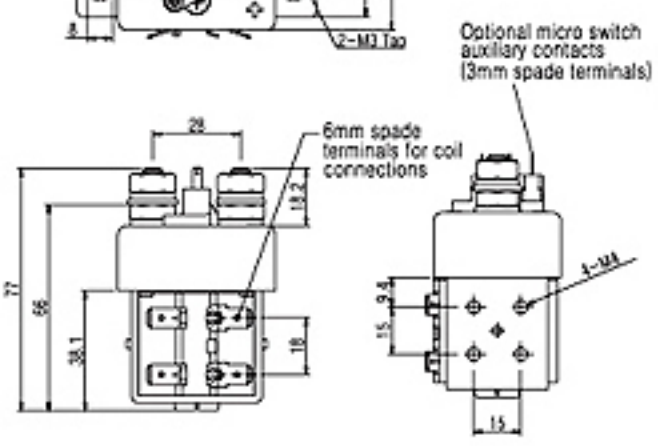

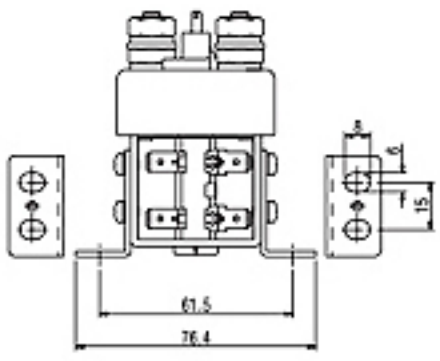

OPTIONAL MOUNTING BRACKETS
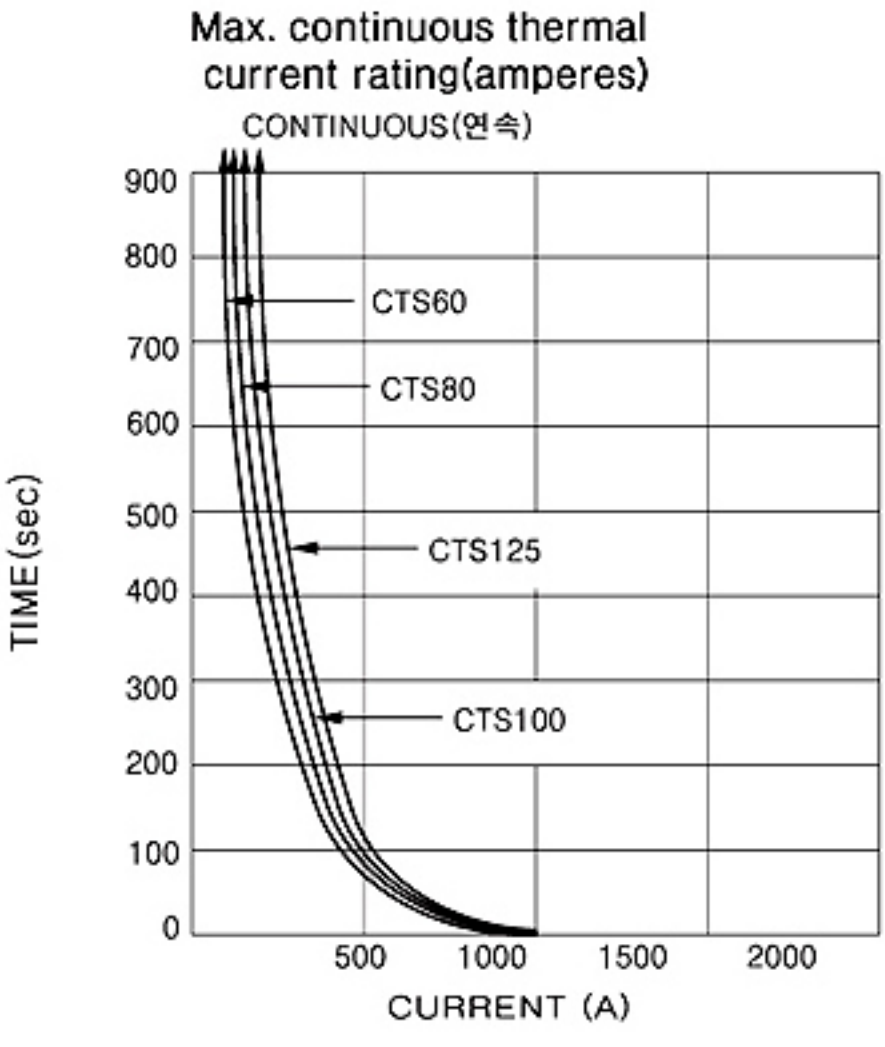
특성곡선 (Contact performance curve)